



Datum: _____ Tid: _____ Träningsnr: _____
Plats: _____ Tränare: _____

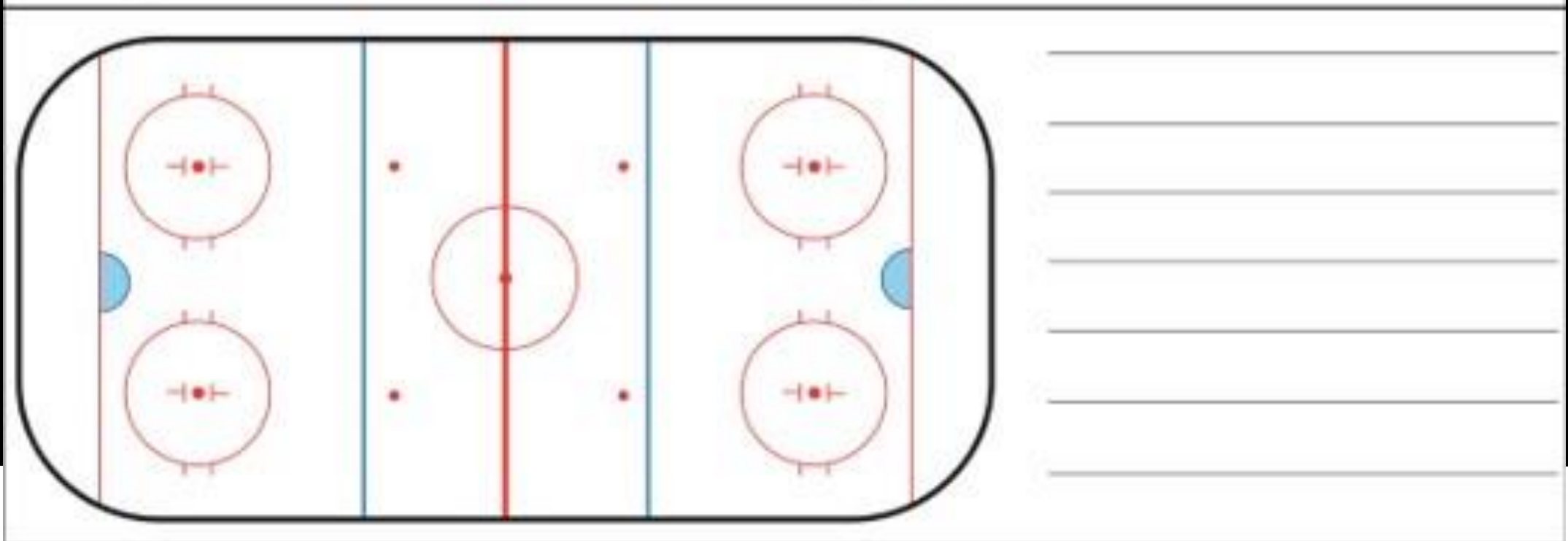
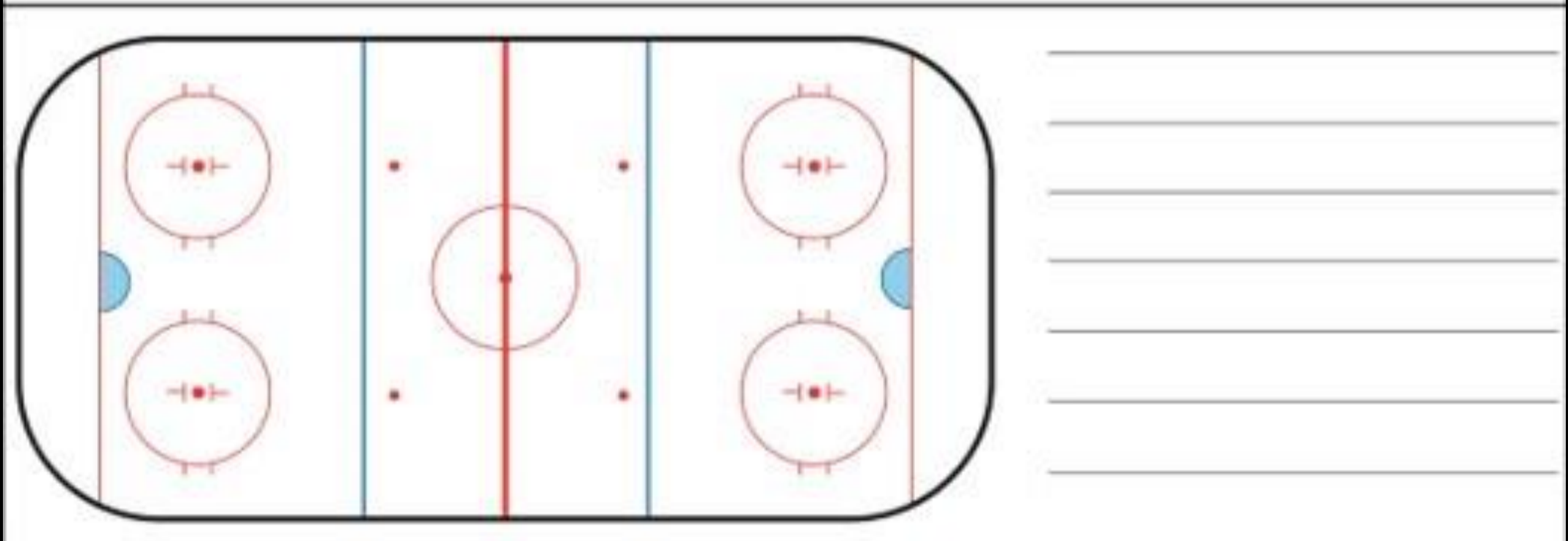
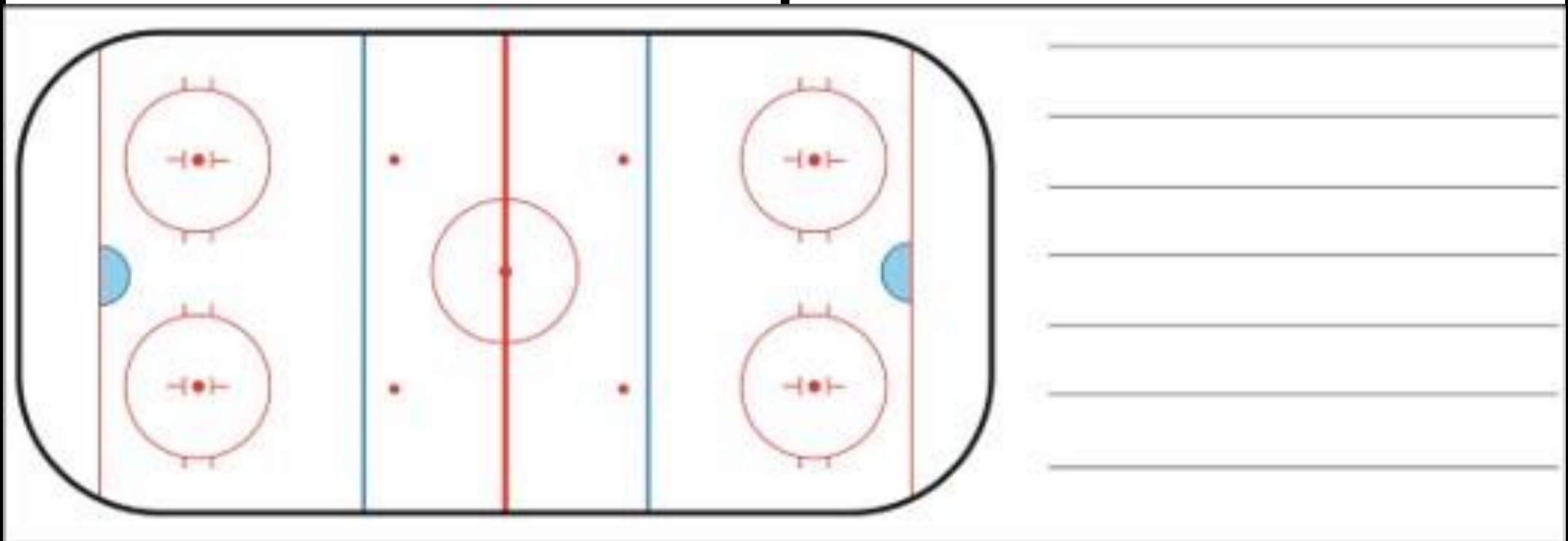
TRÄNINGSUPSTÄLLNING

Målvakt

Målvakt

Målvakt

_____	_____	_____
_____	_____	_____
_____	_____	_____
_____	_____	_____
_____	_____	_____
_____	_____	_____



This handwriting practice box contains a large rounded rectangle divided into three vertical sections. The left and right sections each contain two red circles, one above the other, with a central red dot and four short red lines (two above, two below) indicating the stroke order for writing the letter 'o'. The middle section contains a single red circle centered on a vertical red line, with two red dots on either side of the line, one above and one below the circle, indicating the starting points for the vertical stroke. To the right of the box are five horizontal lines for writing practice.

This handwriting practice box contains a large rounded rectangle divided into three vertical sections. The left and right sections each contain two red circles, one above the other, with a central red dot and four short red lines (two above, two below) indicating the stroke order for writing the letter 'o'. The middle section contains a single red circle centered on a vertical red line, with two red dots on either side of the line, one above and one below the circle, indicating the starting points for the vertical stroke. To the right of the box are five horizontal lines for writing practice.

This handwriting practice box contains a large rounded rectangle divided into three vertical sections. The left and right sections each contain two red circles, one above the other, with a central red dot and four short red lines (two above, two below) indicating the stroke order for writing the letter 'o'. The middle section contains a single red circle centered on a vertical red line, with two red dots on either side of the line, one above and one below the circle, indicating the starting points for the vertical stroke. To the right of the box are five horizontal lines for writing practice.

This handwriting practice box contains a large rounded rectangle divided into three vertical sections. The left and right sections each contain two red circles, one above the other, with a central red dot and four short red lines (two above, two below) indicating the stroke order for writing the letter 'o'. The middle section contains a single red circle centered on a vertical red line, with two red dots on either side of the line, one above and one below the circle, indicating the starting points for the vertical stroke. To the right of the box are five horizontal lines for writing practice.